


- Karl Blade
- Customer
- Production



P.O. Box 511 • North Highway 69 • Miami, OK 74355 • (918) 542-3344 • Fax (918)542-2028

## Change Order

Change Order Number: 13

Coach Number: 1470

Coach Name/Owner:

Date: 7-17-12


Net Charge	Item	Description	Note
	125	Standard type shower caddy	Continuation Sht., item 10-G  c.o. #5, item 79
	126	Delete LED strip lighting in the dinette and sofa toe kicks	
	127	Add three sofa arm cushions to salon seating area	

Net Total of Change Order

Approved: \_\_\_\_\_

Written by: Jim Cossairt

- Copy Distribution**
- Karl Blade
  - Customer
  - Production
  - Interior Design
  - Sales



- Copy Distribution**
- Paint
  - Upholstery
  - 
  - 
  - 
  -

P.O. Box 511 • North Highway 69 • Miami, OK 74355 • (918) 542-3344 • Fax (918)542-2028

# Change Order

Change Order Number: 12

Page 1 of 2

Coach Number: 1470

Coach Name/Owner:

Date: 7/11/2012

Net Charge	Item	Description	Note
	108	Add power actuated dinette table due to space limitations when slide-out rooms are retracted. Table to be no closer than 1/2" between table leg and seat cushion, and travel 4" to full extend, per customer specification.	
	109	Dinette table legs to be shortened 2".	
	110	Add rocker switch at dinette Spyder panel to operate powered dinette.	
	111	Change "Glasses Cabinet" light switch at Spyder panel in galley upper panel to Cabinet Lock/Unlock. Lock required for pantry slide-out cabinets to prevent opening over the road. "Glasses Cabinet" Spyder light switch at dinette to remain unchanged.	
	112	Add shade switches for the bedroom shades to the Spyder panel at the aft side of bed. Include all three windows and a "Shade Master" switch. Remove Shower Fan switch from Spyder panel from same panel.	
	113	Clarification: Bedroom TV lift to extend as high as possible. Skirt to be added to cover exposed lift mechanism below.	Contract #809.2
	114	Glasses Cabinet: Add magnetic catch in addition to existing latches at the top of the glasses cabinet doors.	
	115	Clarification: Total Vision trailer plug at hitch to be mounted to the left of, driver's side of the receiver hitch.	
	116	Clarification: Acrylic Divider at rear bath will need to be cut and prepped, but do not install until customer can see and instruct installation at delivery.	
	117	Corian guide blocks on Salon bearing covers to be Medea Corian in lieu of black.	
	118	Add windshield shade covers to the bottom of the overhead cabinet to conceal windshield shade. Covers may be in either Garrett Avion Chambray leather or Laminart 3020G Golden Satinwood Gloss.	

This change order shall be considered and accepted and agreed to by the customer...

**Copy Distribution**

- Karl Blade
- Customer
- Production
- Interior Design
- Sales



**Copy Distribution**

- Paint
- Upholstery
- 
- 
- 
- 

P.O. Box 511 • North Highway 69 • Miami, OK 74355 • (918) 542-3344 • Fax (918)542-2028

## Change Order

Change Order Number: 12

Page 2 of 2

Coach Number: 1470

Coach Name/Owner:


Date: 7/11/2012

Net Charge	Item	Description	Note
	119	Add divider below galley sink for sink cover storage.	
	120	Clarification: Garbage disposal button to be placed to the right of the galley sink faucet.	
	121	Clarification: 12v receptacle at dinette to be ivory to match other wall outlets.	
	122	Additional Maya Romanoff Corp, Flexi Mother of Pearl material to complete galley art recess	Contin. 6-v , CO 2-138, CO 4-169
	123	Shower/Tub Modifications: Add dam to tub edge to reduce water leakage.	
	124	Shower/Tub Modifications: Enlarge entry door on bathroom side by 5" in width	

Net Total Of Change Order

Written by: James Neatherry

- Karl Blade
- Customer
- Production



P.O. Box 511 • North Highway 69 • Miami, OK 74355 • (918) 542-3344 • Fax (918)542-2028

## Change Order

Change Order Number: 11

Coach Number: 1470

Coach Name/Owner:

Date: 05-16-12

Net Charge	Item	Description	Note
	104	Approved Paint Colors: MA307.35 – Bright Silver Metallic MA961.42 – Black Metallic MA606.50 – Medium Silver Metallic CZZ-403 over CZZ-300 – Candy Deep Red	Item 901
	105	Premium Color: CZZ-403 over CZZ-300	Item 901
	106	Coach to receive custom blending	Item 902
	107	Approved Awning Color: R-103 Black 4608 Black	

\_\_\_\_\_  
Net Total of Change Order

Approved: \_\_\_\_\_

Written by: Daniel Oliver

**Copy Distribution**

Karl Blade

Customer

Production

Interior Design

Sales



**Copy Distribution**

Paint

Upholstery

P.O. Box 511 • North Highway 69 • Miami, OK 74355 • (918) 542-3344 • Fax (918)542-2028

## Change Order

Change Order Number: 10

Page 1 of 1

Coach Number: 1470

Coach Name/Owner

Date: 5/15/2012

Net Charge	Item	Description	Note
-	98	Spray nozzle in plumbing bay, by faucet, to be plumbed to on-off valve at master valve bank. Stock spray nozzle cannot tolerate constant system pressure.	Cont. Item 2e
	99	Customer selected towel bars and rings now to be procured by Newell in lieu of customer furnished. These are to be located by customer and installed at delivery. 1 each - Graff- G-9143, Towel Bar, polished nickel finish, 18" w x 2-3/4" projection, (\$258/ea); 2 each - Graff- G-9145, double robe hook, polished nickel finish, 2-1/8"h x 3-13/16"h x 2-3/4"d (\$170/ea); 3 each - Graff- G-9152, polished nickel finish, Hand Towel Hook, 5-9/16"w x 3"d (\$210/ea). Credit for these items already given in contract continuation.	Contract Item 602, Cont. Items 6c, 9d, 10f, CO2-127
	100	Credit for Newell standard faucet selection in galley, rear bath and half bath.	Contract Item 602, Cont. Item 7c, 9c, 10f
	101	Galley faucet to be Brizo, Solna handle, single hole pull-down kitchen faucet with SmartTouch®, model 64020LF-SS.	Contract Item 602, Cont. Item 7c,
	102	Faucet for the half bath and rear bath to each be Graff, G6202-LM38M, polished nickel finish, Qubic, 1H, (\$1,023/ea)	Contract Item 602, Cont. Item 9c, 10f
	103	Handle pulls for the SubZero refrigerator and freezer drawers to be Schaub Co., mosaic pull. 233-15, satin nickel finish (\$35/ea)	Cont. Item 6b, 7a, CO2-147

Net Total Of Change Order

Written by: James Neatherry

**Copy Distribution**

- Karl Blade
- Customer
- Production
- Interior Design
- Sales



**Copy Distribution**

- Paint
- Upholstery
- 
- 
- 
- 

P.O. Box 511 • North Highway 69 • Miami, OK 74355 • (918) 542-3344 • Fax (918)542-2028

## Change Order

Change Order Number: 9

Page 1 of 1

Coach Number: 1470

Coach Name/Owner: Leavitt

Date: 5/10/2012


Net Charge	Item	Description	Note
	95	Correction: Pocket door mirrors to be clear mirror on both sides.	
	96	Clarification: Mirror fronts on closets and drawers on either side of the bed in #2 slide to be bronze mirror.	
	97	Correction: Credit for fabrics charged as IMI fabric selections that should have been covered as Newell fabrics.	

Net Total Of Change Order

Written by: James Neatherry

**Copy Distribution**

- Karl Blade
- Customer
- Production
- Interior Design
- Sales

**Copy Distribution**

- Paint
- Upholstery
- 
- 
- 
- 

P.O. Box 511 • North Highway 69 • Miami, OK 74355 • (918) 542-3344 • Fax (918)542-2028

## Change Order

Change Order Number: 8

Page 1 of 1

Coach Number: 1470

Coach Name/Owner: Leavitt

Date: 4/30/2012


Net Charge	Item	Description	Note
	92	Add set of 3 exterior Magne Shades (1 windshield & 2 Cab windows) in standard black material.	
	93	Clarification: Pocket door mirrors to be Bronze.	
	94	Clarification: Grout color to use in rear bath tub enclosure, Light Buff 945. Grout color to use in kitchen, half bath, entry steps, tile flooring and any other "grey" tile or adjacent to "grey" deco tile to be Light Pewter 927.	

\_\_\_\_\_ Net Total Of Change Order

Written by: James Neatherry & Richard Arnall

copy distribution

- Karl Blade
- Customer
- Production



P.O. Box 511 • North Highway 69 • Miami, OK 74355 • (918) 542-3344 • Fax (918)542-2028

## Change Order

Change Order Number: 7

Coach Number: 1470

Coach Name/Owner: Leavitt

Date: 4-20-12

Net Charge	Item	Description	Note
	91	Bedroom Duette type shades to be Daylight 1600-70506 in lieu of Chamois due to availability	Interior Sht., p. 5

Net Total of Change Order

Approved: \_\_\_\_\_

Written by: Jim Cossairt



Copy Distribution

- Karl Blade
- Customer
- Production
- Interior Design
- Sales



Copy Distribution

- Paint
- Upholstery
- 
- 
- 
- 

P.O. Box 511 • North Highway 69 • Miami, OK 74355 • (918) 542-3344 • Fax (918)542-2028

# Change Order

Change Order Number: 6

Page 1 of 1

Coach Number: 1470

Coach Name/Owner: Leavitt

Date: 4/18/2012

Net Charge	Item	Description	Note
	90	Relocate Valid leveling control pad from current location in the left side driver's console panel to the instrument panel and locate below the glass dash and glass dash controls in the lower right corner.	

Net Total Of Change Order

Written by: James Neatherry

This change order shall be considered and accepted and agreed to by the purchaser and shall be...

**Copy Distribution**

- Karl Blade
- Customer
- Production
- Interior Design
- Sales

**Copy Distribution**

- Paint
- Upholstery
- 
- 
- 
- 

P.O. Box 511 • North Highway 69 • Miami, OK 74355 • (918) 542-3344 • Fax (918)542-2028

# Change Order

Change Order Number: 5

Page 1 of 1

Coach Number: 1470

Coach Name/Owner:

Date: 4/2/2012

Net Charge	Item	Description	Note
	79	Add LED strip lighting to the toe kicks of the both sofas and dinette.	Cont Contin. Item 3
	80	All ceiling puck lights to be LED	
	81	Salon sconce lights to be - VT Forge - 7920-11 (seeded clear glass tube) Opaque Burnished Steel, 24.3"H x 5"W x 5.2"D. 6 places in lieu of standard reading lights.	Contract 504
	82	Add bedroom sconce lights at either side of #3 slide room window - VT Forge - 7920-11 (seeded clear glass tube) Opaque Burnished Steel, 24.3"H x 5"W x 5.2"D. 2 places.	
	83	Bedroom center ceiling light to be: Way Of Light- Pur collection item 13 (incandescent). 22" diameter size. Shade Color: Satin Nickel in lieu of standard ceiling fixture.	
	84	Rear bath vanity light to be Kichler - 45027 4 Light Bathroom Fixture from the Kympton Collection. Manufacturer # Kichler 45027PN, Polished Nickel, 5.75"H x 36"W x 7.25" projection in lieu of standard fixture.	
	85	Half bath vanity lights on either side of mirror to be D. RAY - SINGLE 5 - 2' - 24 watt. 180 degree perforated diffuser, Anodized Aluminum, 23.6"H x 3.9"D x 1.38W.	Continuation #9-b, CO2-I52
	86	Dinette fixture to be Way of Light, Pure Extension 16" Surface Mount, Incandescent, Silver org. outer drum shade with white linen inner shade, 16" x 6", Satin nickel.	
	87	Entry stepwell walls to be Eco Domo Custom Grey Plank leather	CO2-I17
	88	Entry stepwell treads to be Stone Slab Rocas Azul	CO2-I18
	89	Entry step risers to be deco tiles Roku Metallic blend	CO2-I19

Net Total Of Change Order

Written by: James Neatherry

**Copy Distribution**

- Kari Blade
- Customer
- Production
- Interior Design
- Sales



**Copy Distribution**

- Paint
- Upholstery
- 
- 
- 
- 

P.O. Box 511 • North Highway 69 • Miami, OK 74355 • (918) 542-3344 • Fax (918)542-2028

# Change Order

Change Order Number: 4

Page 1 of 2

Coach Number: 1470

Coach Name/Owner:

Date: 4/2/2012

Net Charge	Item	Description	Note
	63	Custom ceiling design including LED lit 3-Form acrylic panels divided by a leather pad board that runs the full length of the salon galley area. Bedroom to have leather pad boards in the forward center section and the rear center section, with arched leather pad boards to the sides. All center pad boards to be Chambray Leather. Arched bedroom pad boards to be Buttermilk leather.	CO2 Item 35
	64	Delete standard galley wall system.	
	65	Galley backsplash/wall system to be single piece along the back of the counter top. Aft end wall system will continue design around and end Corian and tile before radius. Upper backsplash to be Golden Satinwood Gloss. Lower backsplash to be Medea Corian 4" tall, 2 rows of Roku Metallic Blend tile accents and a 1-1/2" Medea Corian border around tiles. Materials to flow into edge of window opening. Thermostat recess door to be integrated into wall system for as seamless appearance as possible. Thermostats to be stacked vertically in lieu of side-by-side. See IMI elevation detail.	
	66	Half bath walls to be treated in an alternating pattern of limestone tile 4" x 16" and Avani – Hypnotic Mini Sticks 3/8" x 4". To be on forward wall countertop to ceiling, skin wall floor to ceiling, and rear wall floor to upper cabinet,. See IMI elevation detail.	
	67	Credit for Newell standard fabric selections.	
	68	IMI fabric selections. See Interior spec sheet for details.	CO2-138, Contin. 6-v, Interior Spec Sheet
	69	Labor for installation of Maya Romanoff – Flexi Mother of Pearl in salon art recess and ceiling areas in bedroom in #2 and #3 slide rooms in lieu of bronze mirror. Cost of material covered in Item 68.	CO2-Item 38, Interior Sheet
	70	Half bath ceiling to be Concertex – Incognitus City Life. Color: Fresca.	

**Copy Distribution**

Karl Blade

Customer

Production

Interior Design

Sales



**Copy Distribution**

Paint

Upholstery

P.O. Box 511 • North Highway 69 • Miami, OK 74355 • (918) 542-3344 • Fax (918)542-2028

## Change Order

Change Order Number: 4

Page 2 of 2

Coach Number: 1470

Coach Name/Owner:


Date: 4/2/2012

Net Charge	Item	Description	Note
	71	Master bath and half bath flooring to be Cactus London Grey Limestone. 8" x 16" tile in master and 16" x 16" tile in half bath. Cost for custom cutting of tile received in random lengths.	CO2 - Item 20, Interior Sheet p.1
	72	Half bath sink to be a 12" dia Gravity Glass vessel (5" deep) Stucco Texture Bronze Silver Leaf. Newell to furnish (credit for standard sink already given)	CO2-Item 23, Interior Sheet p. 2 Contin. Sheet Item #6-c
	73	Rear lavy sink to be Gravity Glass Custom Rectangular (23½" w by 17½" d) basin drop in type (color TBD) Newell to furnish (credit for standard sink already given)	CO2-Item 28, Interior Sht., p. 2 & item #409.2
	74	Rear bath countertop backsplash to be back-lit, Jade Green Onyx to match top.	CO2-Item 48
	75	Washer cabinet countertop, tub area skin wall, tub deck, tub cabinet surround front and side faces, and angled plumbing wall to be Corian, Camel. Tub area skin wall to be machined into 4"x16" tiles with recess for deco tile inlays. (See IMI elevation layout for details.)	
	76	Tub surround skin wall to have inlays of Oceanside Glasstile - Muse Olive Non-Iridescent, straight set 7/8"x 1-3/8". (See IMI elevation layout for details.)	
	77	3-Form custom shower enclosure.	
	78	Re-locate dump and dump safety switches to generator gauge panel over driver's seat.	

Net Total Of Change Order

Written by: James Neatherry

- Copy Distribution**
- Karl Blade
  - Customer
  - Production
  - Interior Design
  - Sales



- Copy Distribution**
- Paint
  - Upholstery
  - 
  - 
  -

P.O. Box 511 • North Highway 69 • Miami, OK 74355 • (918) 542-3344 • Fax (918)542-2028

## Change Order

Change Order Number: 3

Page 1 of 1

Coach Number: 1470

Coach Name/Owner:

Date: 3/2/2012

Net Charge	Item	Description	Note
	54	Rear lavy countertop height to be raised to 38" to accommodate under-mounted lighting for onyx top.	Contin. 6j, 6u, 10, CO 1-I10
	55	Rear bath upper lavy cabinet and light tubes to be moved inward to the coach 2" for backlighting plus onyx slab thickness to accommodate lighting the onyx backsplash. Floor of upper lavy cabinet to be partially removable for access to backlighting.	Contin. 6j, 6u, 10, CO 1-I10
	56	Upper cabinet over washer to be raised 12" from counter top surface. The 110v outlet to be under upper cabinet, at aft end where currently shown on floorplan. "backsplash" to be Golden Satinwood gloss laminate.	Contin. 6j, 6u, 10, CO 1-I10
	57	Bathroom thermostat to be moved to the bedroom side of the wall forward of the vanity. Normal pocket installation with door.	Contin. 6j, 6u, 10, CO 1-I10
	58	Delete C/F magnifying mirror in the rear bath on swing arm at forward wall over vanity. Wall to be moved back to maximize acrylic divider.	CO2-I51
	59	Dash to have ABS strip along top covered in OUS Vista Quarry. [Front of dash (windshield side) is to be Chatham Brezza. Inside of dash to be Garrett Mystique.]	
	60	Two pull-out hampers aft of bedroom TV in #3 room now to be one single full depth hamper drawer in lieu of two drawers.	CO2-I31
	61	The two drawers in the rear closet of the rear bath on the co-pilot side next to washer cabinet now to be one full depth hamper drawer.	
	62	Shoe shelves in rear closet to be on co-pilot side of center partition.	

Net Total Of Change Order

Written by: James Neatherry

...with the purchase of the vehicle. All items are subject to change without notice unless otherwise specified.

**Copy Distribution**

Karl Blade

Customer

Production

Interior Design

Sales



**Copy Distribution**

Paint

Upholstery

P.O. Box 511 • North Highway 69 • Miami, OK 74355 • (918) 542-3344 • Fax (918)542-2028

## Change Order

Change Order Number: 2

Page 1 of 4

Coach Number: 1470

Coach Name/Owner: .

Date: 3/2/2012

Net Charge	Item	Description	Note
	15	Salon, cab, galley and bedroom flooring to be Eco Domo Custom Grey Plank leather laid in Herringbone pattern. Planks to be 7½" wide.	Contin. Item #11 & #6-f & Interior Sht., p. 1
	16	Delete floor heat under galley. Only half and rear bath to be heated.	
	17	Entry stepwell walls to be Eco Domo Custom Grey Plank leather	See above
	18	Entry stepwell treads to be Stone Slab Limestone Provence	See above
	19	Entry step risers to be deco tiles Roku Metallic blend	See above
	20	Master bath and half bath flooring to be Cactus London Grey Limestone. 8" x 16" tile in master and 16" x 16" tile in half bath	See above
	21	Premium laminate upgrade (Laminart) for cabinets & walls	Interior Sht., p. 1 & item #451
	22	No half round column between windows in #4 room	Interior Sht., p. 1
	23	Half bath sink to be a 12" dia Gravity Glass vessel (5" deep) Stucco Texture Bronze Silver Leaf. Newell to furnish (credit for standard sink already given)	Interior Sht., p. 2 & item #409.3
	24	Clarification: Deletion of all ABS holes in cabinets and walls on Continuation item #6-w includes the half bath door header openings	
	25	Credit for standard Blade ottoman.	
	26	Custom two piece ottoman. Hinging lid on each. Upholstered to customer specs.	Contract 441, Contin. 6-bb, Interior Sht, p. 3

**Copy Distribution**

Karl Blade

Customer

Production

Interior Design

Sales



**Copy Distribution**

Paint

Upholstery

P.O. Box 511 • North Highway 69 • Miami, OK 74355 • (918) 542-3344 • Fax (918)542-2028

# Change Order

Change Order Number: 2

Page 2 of 4

Coach Number: 1470

Coach Name/Owner:

Date: 3/2/2012

Net Charge	Item	Description	Note
	27	Newell To furnish special towel bars, rings and toilet paper holder in lieu of being customer furnished. (Credit already given for standard.)	Continuation item #6-c
	28	Rear lavy sink to be Gravity Glass Custom Rectangular (23½" w by 17½" d) basin drop in type (color TBD) Newell to furnish (credit for standard sink already given)	Interior Sht., p. 2 & item #409.2
	29	Countertop edge trim to be ¼" roundover... customer refers to as "pencil radius"	Interior Sht., p. 3
	30	Delete the Big Pine ceiling light at dinette	
	31	Two pull-out hampers aft of bedroom TV in #3 room	
	32	Correction: The Hella chart lamps specified on Continuation Sheet Item #5-c are 400mm in lieu of 150mm.	
	33	Clarification: Deletion of the bedroom art recess Continuation Sheet item #6-u is included in the "rear bath custom cabinetry" on change order #1, item 10	
	34	Clarification: Contract Continuation item #3-b for "Apple TV to feed directly to bedroom TV" to be located in #3 room closet with A/V equipment in lieu of lower cabinet	
	35	LED accent strip light in ceiling treatment at galley & salon with master on/off switches at forward, #1 room & #4 room	
	36	Aluminum eight outlet power strip 93½" long on bottom of galley upper cabinet at window surround in lieu of outlets in bottom to achieve a minimum floor thickness	
	37	Delete additional accent color on piping for pilot and co-pilot seats. Piping to be the standard main color.	Continuation item #5-n

**Copy Distribution**

Karl Blade

Customer

Production

Interior Design

Sales



**Copy Distribution**

Paint

Upholstery

P.O. Box 511 • North Highway 69 • Miami, OK 74355 • (918) 542-3344 • Fax (918)542-2028

## Change Order

Change Order Number: 2

Page 3 of 4

Coach Number: 1470

Coach Name/Owner:

Date: 3/2/2012

Net Charge	Item	Description	Note
	38	Front art recess back to be Maya Romanoff - Flexi Mother of Pearl Fabric in lieu of Black. Sides to be cabinet color.	
	39	Glasses for cabinet to be customer furnished.	Item #440.3
	40	Clarification: Closet in forward end #2 room can have a wrap around door since door swing will be above mattress.	Continuation Item #6-z
	41	Clarification of continuation Sheet Item #3-n: Add Two clearance lights each side. Add two marker lights each side. Add 2 <sup>nd</sup> row of side marker lights 3" above the normal row on each side. All side marker and side clearance lights to blink with turn signal.	
	42	Add air switch for garbage disposal mounted in countertop near faucet in lieu of the previous standard switch.	
	43	Add two Hella chart lamps 150mm with clear lens mounted in top of the bedroom alcove openings in lieu of the standard reading lights.	
	44	There is no winecooler, so therefore no customer furnished pull for winecooler is necessary. (re-instatement of credit given.)	Contin. #6-b, #7-a
	45	Trash Compactor to be Broan model #15WT with wood trim door panel.	Contin. #7-b
	46	Clarification: No LED accent lighting strips around half bath window due to no wall system. Only a header to cover shade at top.	Contin. #3-j, C.O. #1 Item 6
	47	Special pulls for refrigerator and dishwasher are to be Newell furnished in lieu of customer furnished. (credit already given for standard.)	Contin #6-b, #7-a



**Copy Distribution**

Karl Blade

Customer

Production

Interior Design

Sales



**Copy Distribution**

Paint

Upholstery

P.O. Box 511 • North Highway 69 • Miami, OK 74355 • (918) 542-3344 • Fax (918)542-2028

## Change Order

Change Order Number: 2

Page 4 of 4

Coach Number: 1470

Coach Name/Owner:

Date: 3/2/2012


Net Charge	Item	Description	Note
	48	Rear bath countertop backsplash to be Jade Green Onyx to match top.	
	49	Custom sofa/dinette combination for the #4 slide. To include floor mounted dinette table. Custom sofa for #1 slide.	Item # 404.3, Contin. 6-g, Contin. 8-a, 8-b, 13-a
	50	Add 120v and 12v circuit to #3 slide for sconce lighting on either side of the window. Add a switch at the bedroom entry Spyder panel and a switch at forward bed Spyder panel.	
	51	Add customer furnished, non-lighted, magnifying, swing arm, make-up mirror to the forward wall of rear bath over lavy. Modify acrylic wall to accommodate.	
	52	Delete LED vanity lights running down either side of the half bath upper corner vanity cabinet.	Continuation 9-b
	53	Half bath vanity lighting to be non-dimming fluorescent lights on either side of upper corner cabinet. Add 120v circuit to half bath for sconce lighting on either side of forward upper corner cabinet. Utilize existing vanity light Spyder switch called out in Continuation 9-b.	Continuation 9-b

Net Total Of Change Order

Written by: Jim Cossairt & James Neatherry



- Copy/Installation
- Karl Blade
  - Customer
  - Production



P.O. Box 511 • North Highway 69 • Miami, OK 74355 • (918) 542-3344 • Fax (918)542-2028

## Change Order

Change Order Number: 1, Page 2 of 2

Coach Number: 1470

Coach Name/Owner:

Date: 02-20-12

Net Charge	Item	Description	Note
	10	Custom cabinetry in rear bath to include: Raised height lower lavy cabinet to accommodate Bosch dryer. Std cabinet above. Lower cabinet surround for mounting Kohler bath tub. Cabinet aft of tub to be raised height to accommodate Bosch washer. Std cabinet above washer cabinet. Forward wall of rear bath on pilot side to be clear acrylic panel above lavy counter. Spyder Switches to be located at forward end of lavy cabinet. Thermostat to be located in enclosure at backsplash. Includes credit to delete std shower surround. This price does not include counter tops, tile backsplash or surround.	Continuation #6j, 6u, #10
	11	Co-pilot seat to have ventilation and heat. Now to be standard	
	12	Co-pilot monitor to be mounted approx 16" above the dash. Pilot rear view monitor to be at same elevation.	Continuation 5d, 5f
	13	Premium wall covering material – Concertex, Elfin Orbit EO-513 Mocha	Interior Spec Sheet
	14	Premium ceiling fabric – Concertex, New Weave Traverse, Oatmeal.	Interior Spec Sheet

Net Total of Change Order

Approved: \_\_\_\_\_

Written by: James Neathery

\_\_\_\_\_ is hereby authorized to accept and execute this order and shall become part of the order unless purchaser notifies \_\_\_\_\_



(888) 3-NEWELL  
(918) 542-2028 Fax  
www.NewellCoach.com

Rev: 11-11-11

Coach No. 1470

Sales Representative BP

# Newell

## COACH ORDER AND PRICE SCHEDULE

*Effective with coach no 14501*

Purchaser \_\_\_\_\_

City, State, Zip \_\_\_\_\_

☎ Home \_\_\_\_\_ ☎ Business \_\_\_\_\_

☎ Mobile \_\_\_\_\_ E-Mail \_\_\_\_\_

### BASE PRICES

#### Length\*

39'6"

40'6"

41'6"

42'6"

43'6"

44'6"

45'0"

Ⓚ 45'8"

*\* Includes bumper surfaces. Maximum legal length varies by state and road. Owner and operator are responsible to verify and comply with local regulations*

*Change from PL0211: Addition of StabilRide active suspension as standard equipment*

*Prices, standard equipment and features, and options are subject to change without notice prior to execution and acceptance of coach order*

# *Standard Equipment and Features*

## *Chassis and Body*

### ***Safety and Security***

Automatic traction control  
Air horns  
Air brakes with 6-channel ABS anti-skid system  
Heated, electrically adjustable, chrome rearview mirrors  
Separate, electrically adjustable wide angles in rearview mirrors  
Two-stage engine compression brake  
Panoramic windshield wipers with intermittent feature  
Fire extinguisher in engine compartment; two Halon extinguishers in interior

### ***Strength and Durability***

Custom Newell bridge-construction frame  
Aircraft-style aluminum body construction  
Integrated bumpers  
Baltek mat-reinforced fiber composite end caps

### ***Performance, Ride and Handling***

Cummins ISX diesel engine  
Allison 6-speed World Transmission  
Turbo-boost gauge  
Performance matched rear-axle ratio  
TRW EasiSteer™ electronic steering with driver-selected boost  
ZF variable-ratio steering gear  
StabilRide ZF Active Suspension with driver-selected Comfort or Sport modes  
ZF independent front suspension with anti-roll bar and disc brakes  
ZF wide-base drive-axle suspension with anti-roll bar and disc brakes  
ZF steering tag-axle suspension with disc brakes

### ***Appearance***

Porsche Design advanced styling  
Genuine chrome headlight, and generator door trim  
Genuine chrome taillight trim  
LED running lights at outer edges of headlights  
Newell custom stainless-steel engine-compartment package  
Polished aluminum wheels with stainless steel trim  
Stainless-steel sill moldings

### ***Comfort and Convenience***

Fast-idle feature in cruise control  
Aqua-Hot engine coolant preheater  
Valid automatic air-leveling system

One-piece fiberglass liner for tankage bay with drain  
Insulated carpeted storage bays  
Insulated heated plumbing bay  
Insulated, flush-mounted double-paned windows (except windshield)  
Sprayed-urethane insulation in sidewalls and roof  
Window sizes and locations matched to floorplans; custom window options available  
Power-operated patio awning  
Power-operated window awnings  
Air-powered entry door with keyless locking  
Bi-fold, hinge-up bay doors with gas-strut assist and central locking system  
Sunroof with screen over rear closet or rear bath

### ***Other Features, Service and Maintenance***

Fuel filter/water separator for main engine  
Fuel/water separator for Aqua-Hot  
Automatic air-system dryer  
Heavy-duty trailer hitch, max. 25,000-lb load  
Engine-driven driver's-area heater and air conditioner  
Spare-parts kit

## *Electrical*

### ***Comfort and Convenience***

Electric shore power-cord reel  
Generator start switches at dash, galley, and bedroom  
Programmable generator Auto-start and Auto-exerciser  
Generator buddy plug  
Emergency-start, 12-volt battery merge

### ***Safety Features***

Automatic generator emergency fire extinguisher and shut-down system  
Burglar alarm with entry-door switch

### ***120/240 Volt AC Electrical System***

50-amp, two-leg electrical system, 120 and 240 volts  
20 KW turbocharged diesel generator, front mount, on vibration insulating mounts  
Twin sine-wave inverter/charger, 2500 watts each, 5000 watts total  
Remote inverter/charger control panel with data display  
Automatic shoreline/generator transfer switch  
Automatic surge protection and fault protection  
Shoreline cord with adapters for 30-amp service

### ***12-Volt DC Electrical System***

Independent 12-volt chassis and house systems  
Two 8D Concord Lifeline AGM batteries for engine start with master switch

Six 8D Concord Lifeline AGM batteries for house with master switch  
PowerPulse automatic battery conditioners/equalizers for extended battery life  
300-amp, 12-volt main engine alternator  
35-amp, 12-volt generator engine alternator

### ***Other Convenience Features***

Landline telephone wiring  
Storage-compartment lights with automatic switches  
Master control switches for interior lighting at key locations  
Two attic-style ventilation fans

## *Entertainment Systems*

Premium OEM-style "user friendly" dash AM/FM audio/GPS navigation system with  
CD player and Sirius satellite radio  
Two dedicated premium speakers for dash audio  
Home theater Dolby 5.1 receiver for front salon with five Anthony Gallo speakers  
Logitech remote control for front salon audio/video system  
Large format high definition flat-screen LED TV in front salon  
Large format high definition flat-screen LED TV in bedroom  
Satellite TV system, HD receivers in salon and bedroom  
Amplified television antenna  
Cable television connection

## *Driving Controls*

SilverLeaf glass dash with driver-selected format  
40-channel CB radio  
Front tire pressure and temperature monitor system  
Color coordinated, custom instrument panel with genuine leather cover  
Outside thermometer  
Radar detector  
SmartWheel, color-coordinated leather steering wheel with fingertip controls  
Power-tilt/telescoping steering column  
Automotive-style suspended brake pedal  
Color rearview television monitor

## *Interior Features and Cabinetry*

### ***Cabinetry***

Premium flush-style cabinets  
High-pressure laminate cabinet finishes  
European-style concealed hinges  
Deluxe drawer glides with auto-close feature  
Positive latches on drawers and selected doors

Pull-out pantry in most floorplans  
Rectangular, integrated kitchen sink  
Flush galley-sink cover  
Solid-surface countertops in choice of brands and patterns  
Hinged bedboard with powered opener (most floorplans)

### ***Furniture***

Deluxe driver's seat with air ride  
Deluxe co-pilot seat with built-in three-point restraint system  
Driver's console with storage  
Choice of bed dimensions, single through King  
Villa "residential-style" hide-a-bed sofa with air mattress  
KIRI recliner  
Living-room table in most floorplans

### ***Fabrics and Miscellaneous Finishing Materials***

Custom decor selection from premium decorator-quality fabrics and materials  
Fabrica premium carpeting  
Fitted, quilted, designer bedspread with pillow shams or pillow flap  
Custom, lined cab-window draperies  
Power-operated windshield privacy shade and cab sun shades

## *Living Systems*

### ***Climate Control***

Aqua-Hot diesel/220-volt, electric hydronic heating system with continuous-flow water heater  
Heater floors under galley and bathroom solid flooring  
Ducted roof air conditioning: three A/C units on 42' and smaller; four A/C units on 43' and larger

### ***Plumbing***

Heated, insulated tankage compartment  
High-performance 120-volt Headhunter water pump, auxiliary 12-volt water pump  
Automatic freshwater fill  
Deluxe tankage compartment trim  
Deluxe hot/cold water faucet in tankage compartment  
Everpure dual-cartridge water purifier  
Decorator galley water faucet  
Designer-quality lavatory fixtures  
Automatic temperature-controlled shower valve  
Electric dump valve with switch at galley panel  
Sewer-drain hose with attached nozzle valve and enclosed storage system



***Appliances***

Stacked, washer and 220-volt dryer  
Sub-Zero 700 flush refrigerator/freezer with ice maker  
GE Advantium microwave/halogen oven  
Two-burner electric cook top  
Fisher & Paykel DishDrawer dishwasher  
Garbage disposal

***Monitoring and Controlling***

SilverLeaf coach systems data display, controls, entry door camera and clock with monitor panels in galley and bedroom

***Miscellaneous Living and Safety Features***

Dual 120-volt auxiliary air compressors  
Smoke detector  
Carbon monoxide detector  
Power-operated patio awning with remote control and wind sensor  
Four power-operated window awnings

***Paint***

Choice of five paint schemes  
Premium paint with super clear-coat finish  
Four colors, including roof  
Chip protection on front cap

## Symbol Key

- Regular production options
- Recommended regular production options for Show Coaches

### Floorplan Selection And Floorplan Options

- M1.0. Mid-door/rear closet/walk-through center bath/curb galley**
- M2.0. Mid-door/rear bath/curb galley**  
Rear bath
- M3.0. Mid-door/rear bath/street galley**  
Rear bath
- F1.0. Front door/rear bath/curb galley**  
Front door  
Rear bath
- F2.0. Front door/rear bath/enlarged curb galley**  
Front door  
Rear bath  
Enlarged galley on curb side
- F3.0. Front door/rear bath/enlarged street galley**  
Front door  
Rear bath  
Enlarged galley on street side
- F4.0. Front door/split bath/center, walk-around bed**  
Front door  
Center half bath with salon and bedroom access  
Rear shower and lavy  
Enlarged galley
- F5.0. Front door/rear bath/enlarged street galley**  
Front door  
Rear bath  
Sofa on curb side
- F6.0. Front door/rear bath/enlarged street galley**  
Front door  
Enlarged rear bath  
Sofa on curb side

- X1. Custom floorplan**
- SPL. Customer request modifications and special cabinetry for a reference floorplan**

**Selected Floorplan Options**

- 001--Desk with straight-back chair in living room glide-out, in lieu of table
- 002--Convertible bedroom with fold-up wall bed and extending mattress; including fabric sofa and Kiri recliner
- 003--Half bath, including 2nd commode and lavy
- 003.1 Half bath, including 2<sup>nd</sup> commode and lavy
- 003.2 Plumb and include pocket door for future half bath
- 004--Night stands
- 004.1 - *RECTANGULAR POCKET*
- 004.2 - Night stands with solid surface tops

**Features And Optional Equipment**

**100--Frame And Chassis**

- 102--Powertrain
- 102.2--Cummins ISX diesel engine
- 103--Air hose on retractable reel in engine bay, co-pilot side

**200--Body**

- 201--Slide-out rooms including air seal and linear ball bearing system
- 201.0.0--Slide-out control and operation system (required for slide-out options below)
- 201.1.--Driver-side living room flat floor
  - 201.1.1 Up to 16' length
  - 201.1.2 18' length *1-X*
- 201.2.1--Driver-side bedroom, raised floor *2-A*
- 201.2.2--Driver-side bedroom flat floor
- 201.3.1--Copilot-side bedroom, raised floor
- 201.3.2--Copilot-side bedroom, flat floor *3-D*
- 201.4.1--Copilot-side living room, raised floor
- 201.4.2--Copilot-side living room, flat floor *4-FP*
- 202--Mirror-finish stainless steel between upper and lower body moldings in lieu of aluminum

206-Sunroof with screen over rear closet or rear bath

### 220-Body Window Schedule

#### Recommended (standard) picture window locations

- Living room, driver side
- Living room, co-pilot side
- Galley
- Bedroom opposite headboard
- Slide-out end windows
- Dinette
- Half bath

#### Available additional picture window location

- Full bath with obscure glass

#### Recommended ventilator window locations

- Cab driver side, slider
- Cab co-pilot side, awning-type for front door plans slider for mid-door plans
- Bedroom behind headboard, awning-type with emergency egress feature

#### Available additional ventilator window locations

- Living room, driver side, awning-type
- Living room, co-pilot side, awning-type
- Dinette, awning-type
- Galley, awning-type
- Bedroom, opposite headboard, awning-type
- Half-bath with obscure glass, awning-type
- Full-bath with obscure glass, awning-type

### 300-Heating, Air Conditioning, and Living Systems

- 301- Roof mounted ducted air conditioning
  - 301.1-Three air conditioning units, 42' and shorter
  - 301.2-Four air conditioning units, 43' and longer
- 303-Refrigerator/freezer
  - 303.1-Sub Zero 700 flush cabinet style with icemaker
  - 303.3-Side-by-side refrigerator with water and ice in door
- 306-SilverLeaf HMS360 bedroom systems control panel and clock
- 307-Two-station door intercom system
- 308-Entry door video camera wired to galley monitor + *BEDROOM MONITOR*
- 309-Patio yard lights/three each side low mount, and one above entry door, standard, each additional \$200
- 310-Central vacuum with attachments
- 312-Washer and dryer
  - 312.1-Washer and 220 volt dryer. stacked
  - 312.2-Special order washer and dryer, specify BOSCH
  - 312.3-Delete washer and dryer; locate and pre-plumb if possible
- 313-Cooktop
  - 313.1-Two burner Kenyon black ceramic electric, flush
- 314-Stainless steel fronts for microwave, and refrigerator/freezer and DishDrawer
- 315-Dishwasher
  - 315.1-Fisher & Paykel DishDrawer
  - 315.2-Delete dishwasher; locate and pre-plumb if possible
- 316-Instant hot water integrated with water filter spigot
- 317-Freezer, 100 pounds, on slide

### 400-Interior Cabinetry And Decor

- 401-Ultra Wood genuine wood veneer cabinetry
- 402-La Quinta wall and window trim, with matching laminate or UltraWood curved window sills, matching fabric (or leather if 414 selected) ~~pleated wall coverings~~, choice of acrylic mirror or fabric headers at windows; to include salon windows, dinette window, galley countertop window, and bedroom windows except emergency escape window at head of bed *NO PLEATS IN WALLS*
- 403-Bed (options not available with convertible fold-up bed floorplans)
  - 403.1-Powered retractable bed with storage under
  - 403.2-Powered, separately adjustable bed without storage under

- 404-Dinette
- 404.1-Traditional Newell dinette, with table leaf and cushion inserts
  - 404.2-"1437" dinette, solid top attached to wall, and cushions, with recliner storage provision
  - 404.3- *CUSTOM DINETTE*
- 408-Tub/shower
- 408.2- *CUSTOM TUB/SHOWER*
  - 408.4-Genuine marble or granite shower walls and base
- 409-Sinks
- 409.1- ~~Custom~~ galley sink *CORIAN #901*
  - 409.2- Custom master bath lavatory sink
  - 409.3- Custom half bath lavatory sink
- 410-Solid surface countertops
- 410.1-Single color, no pattern or particulate
  - 410.2-Custom color, second color, or optional brand material
- 411- Custom countertop edge trim (in lieu of standard 3/4" roundover)
- 414-Phantom walls leather covered in lieu of fabric, front area
- 415-Villa convertible sofa bed with air mattress
- 415.1-Villa curved front sofa *CUSTOM SOFAS*
  - 415.2-Villa Newell Special "2010" sofa with arms
- 416-Genuine leather upholstery
- 416.2-Sofa
  - 416.6-Recliner
- 429-Deluxe tiled and inlaid lavatory backsplash, shower trim band, wall behind rear bath commode, and in half-bath with option 003.1
- 434-Outdoor entertainment center (not all options available in combination)
- 434.1 - Pullout 26" flat screen television, DSS receiver, and satellite radio
  - 434.2 - Add refrigerator to entertainment center
  - 434.3 - Add freezer to entertainment center
  - 434.4 - Add electric BBQ grill to entertainment center
  - 434.6 - Custom entertainment center
  - 434.7 - Bay-mounted TV on articulated arm (no cabinet)
- 440-Lucite glasses cabinet
- 440.3-Crystal glasses to fit glasses cabinet, set of 12
  - 440.5-Glasses cabinet (over entry door in mid-entry coach; specify location in front entry coach or custom)
- 441-Upholstered ottoman with solid-surface top in lieu of coffee table
- 442-Window Furnishings

- 442.3—"Silhouette" style shades forward, "Duette" style shades, bedroom
- 442.5—Power operated window shades including bathroom(s)
- 444—Carbon fiber laminate instrument panel trim in lieu of wood laminate and black trim on VIP steering wheel in lieu of wood
- 448—Solid flooring and cabinet top materials
  - 448.1—Granite or marble flooring, 12" x 12" tiles, galley, bath and entry steps, up to 125 sq. ft. maximum
  - 448.2—Lightweight granite flooring, 12" x 12", salon galley, bath and entry steps, required for over 125 sq. ft., standard material selection and design, heated floor under except for driver and entry areas
  - 448.3—Lightweight granite flooring for bedroom, to match galley, bath and entry steps, standard material selection and design, heated
  - 448.4—Granite or marble half bath lavy top
  - 448.7—Granite or marble lavy top in master bath with single bowl
  - 448.8—Onyx lavy top in master bath, under-lit (allowance—price can vary with size and color)
- 449—Carpet
  - 449.1—Standard carpet inlays in salon and bedroom/lounge
  - 449.2—Non-standard carpet or carpet inlays
- 450—Coordination with customer decorator, minimum charge
- 451—Selection of premium laminate, veneer, or fabric
- 452—Laminate wood-pattern flooring (specify areas)

### 500—Accessories

- 501—Additional patio awning, co-pilot side + 2 ON PILOT SIDE
- 502—Brew Express built-in coffeemaker
- 503—Safe, key lock, specify location STACK-ON DRAWER SAFE LOCATION TBD
- 504—Non-standard reading or sconce light fixtures
- 505—12.5 ft. telescoping ladder on carrier rack in bay storage
- 507—Outside rear view mirrors
  - 507.1—Traditional low-mount rear view mirrors
  - 507.2—Euro-style high-mount rear view mirrors
- 508—Slide-Master aluminum slide-out floor, specify bay and side
  - 508.1—Short (up to 58" deep), powered, with remote control, with boxed sides and bright trim on face, \$2000 each
  - 508.2—Long (92" dual travel), powered, with remote control, with boxed sides and bright trim on face, \$2300 each X 3
- 509—Genuine chrome plated Alcoa aluminum wheels, 6 each

**600-Plumbing**

- 601-Recirculating hot water system to shower in master bath
- 602-Lavy accessories and fixtures from standard range *SEE CONTINUATION SHEET*

**800-Audio Video Systems And Electronics**

- 801-Sirius satellite radio, requires subscription after initial no-charge period
- 806-Front salon audio/video system
  - 806.2-47" LED TV (not recommended for windshield overhead cabinet in front entry floorplans), Blu-Ray high definition DVD player, ~~surround sound receiver with Anthony Gallo speakers~~ *BOSE SEE CONTINUATION SHEET*
  - 806.3-Motorized lift for salon TV monitor
  - 806.4-26" HD TV in front overhead in addition to 47" LED TV
  - 806.5-Subwoofer for salon home theater
  - 806.7-HD satellite receiver with digital video recorder
- 809-Bedroom audio/video system
  - 809.2- 47" LED TV with built-in speaker system, Blu-Ray high definition DVD player *SKIRT TO COVER LEFT FOR INCREASED LIFT*
  - 809.3- HD satellite receiver with digital video recorder
  - 809.4.1-Motorized lift for bedroom TV monitor
  - 809.5- Surround sound with Anthony Gallo speakers and subwoofer
  - 809.7- HD projection TV with powered retractable 78" screen
- 810-DirecTV satellite television system
- 810-Satellite TV system
  - 810.1-Winegard HD satellite TV with fold-down dish (not in-motion capable, includes two regular HD DirecTV receivers unless 806.7 and/or 809.3 DVR upgrade is selected)
  - 810.2- Install customer-furnished DirecTV receivers (subject to compatibility) Model # of c/f unit(s) \_\_\_\_\_
  - 810.3-Winegard in-motion antenna in addition to fold- down dish, one additional receiver (no HD channel reception and not DVR), specify front or rear bedroom/lounge location)
  - 810.4-Single DVR receiver in lieu of standard receiver for in-motion antenna
  - 810.5-Second receiver for in-motion antenna (no HD channel reception and not DVR, this option is not available if 810.4 is selected)
  - 811-"Behind the mirror" flatscreen TV in bath vanity upper cabinet



- 812-TV in bay on pull-out, articulated arm, with DirecTV HD receiver
- 812.1-26" HD flat screen monitor with built-in speakers
- 812.2-32" HD flat screen monitor with built-in speakers
- 813- Air Cam surround view system
- 814- Night vision forward-looking infrared thermal imaging system
- 815- Eaton VORAD radar warning and cruise control
- 816-CB Radio
- 816.1-CB radio with side-mounted antenna
- 816.2-Delete CB and antenna

**900-Paint**

- 901-Extra colors (4 included),
- 902-Modified or custom paint design, including blends and pinstripes
- 904-Coordination with customer's graphics designer,
- 905-Paint graphics over awning shell(s), minimum charge; may delay delivery

**1000-Preparation and Delivery**

- 1001-Factory checkout, preparation, and delivery package
- 1002-Field checkout, preparation, and delivery. **NOT RECOMMENDED**

**Special Options:**

**Price**

**Option**

---



---



---



---



---



---



---



---

See Continuation Sheet, attached

**#1470**  
**CONTRACT CONTINUATION**

12/23/2011

Item #	Price	Description
		Body and Chassis
		Move #3 room slide forward 10" to accommodate Kohler tub in rear bath.
2.		Plumbing
		Fresh water tank to have 2" drain to pilot side with 2" ball valve.
		Kohler Greek Bath Tub K-1490-X in lieu of standard shower.
		Delete Headhunter Superbowl in rear bath.
		Macerator pump out system for black/grey water tank.
		Spray nozzle in plumbing bay along with faucet.
		Modifications to plumbing bay to accommodate 42" TV on co-pilot side.
		General Electrical and Electronics
		Apple TV to be located in forward overhead. Feed home theater for front salon.
		Apple TV to be located in lower cabinet forward of TV. Feed directly to TV.
		Bose Lifestyle V35 home entertainment system with Premium Jewell Cube speakers. For front salon (Includes credit for standard system). Location of Acoustimass unit TBD.
		Outside Entertainment – 42" LG 42LV5500 LED in plumbing bay on hinged frame. DSS player mounted in forward upper plumbing bay. No radio.
		Kenyon Silken B80101 induction cook top in lieu of standard Kenyon Lite-Touch Q (price includes credit for Lite-Touch)
		LED strip lighting under each entry step. To be connected to entry light circuit.
		LED strip lighting under all upper cabinets in lieu of puck lights, and under all lower cabinet toe kick areas in lieu of aisle lights. (Superbright NFLS-X3)
		LED light strips in all closets in lieu of standard fixture. Strip lighting to be activated by door switches.
		LED lighting in all cabinet openings activated by door switches. Includes front overhead.

#1470

**CONTRACT CONTINUATION**

12/23/2011

LED accent lighting strips around all windows. Add switches in Spyder panels at forward #1 slide and forward of #4 slide in front salon and forward of bedside in bedroom.

iPad controls for Spyder System. Includes LaunchPort PowerShuttle and Base Station.

Delete two Big Pine ceiling lights from salon/galley ceiling

Wire dinette light for 120v and 12v for future use. Dimmer to be on aft #4 slide wall with dinette light switches.

Add four additional clearance lights to each side of coach. Add second row of side marker lights 3" above standard. (18 total lights additional) All side marker lights to blink with turn signal.

Kenwood Excelon DNX9980HD with Sirius and iPod connection in lieu of Rosen Nav System.

Surface mount HMS360 above alcove on forward side of bed to limit intrusion into the closet.

4. Custom Spyder panel switch layout. Reference 1455

Auto fill water switch on tankage bay panel.

Hall Spyder panel to have ½ bath light switch

Rear back-up light switch at entry Spyder panel.

Entry step cover switch at entry Spyder panel.

Add switch to Half Bath Spyder panel for vanity lights.

Add switch to Half Bath Spyder panel for power shade.

Silverleaf VMS440 in lieu of standard VMS220.

Locate VMS 440 in driver's lower right console in lieu of overhead instrument panel. Tilt minimum of 15 deg for better viewing at driver's position.

Hella LED chart lamp, one ea for pilot and co-pilot, red LED's, black case, 150mm length. Hella # 343 720-152

Rear view monitor located at driver's A-pillar in lieu of under front overhead cabinet.

Dual feed Total Vision camera system for integration of Trailer camera.

#1470

**CONTRACT CONTINUATION**

12/23/2011

Co-pilot monitor with feed from salon home theater. Mount at co-pilot a-pillar.

Prodigy P2 Electronic Brake controller.

Additional entry door button at driver's right console panel.

Lighting "Master Off" switch at driver's lower right console.

Rear back-up light switch at driver's left console with indicator to alert driver when on.

Relocate 12v power point below shifter panel in driver's left console in lieu of standard location in driver's right console..

Delete overhead instrument panel at driver's position.

Delete shade cover on bottom side of front overhead and raise windshield shade to flush with bottom of overhead, new brackets required.

Pilot & co-pilot seats to have second color inserts with an additional accent color on piping.

Custom & general cabinetry treatments.

Delete screen door at entry door and delete cabinet box around door pole. Leather wrap door pole as front entries are.

Customer furnished pulls for refrigerator, dishwasher, and winecooler.

Customer furnished towel bars and rings.

Credit for galley floor tile.

Credit for salon and bedroom carpet.

Customer specified flooring materials.

Delete standard dinette.

Kenyon Silken B80101 induction cook top in lieu of standard Kenyon Lite-Touch Q

Custom dinette

Custom rear bathroom floorplan.

Bedroom closets, two in #2 slide and one in forward #3 slide (3 total) to be cedar lined. (rear bath closet cedar lined standard)

Add bookcase cabinets to forward end of #2 and #3 roomslides.

#1470

## CONTRACT CONTINUATION

12/23/2011

Rev-a-Shelf VIB fold out ironing board to be located in cabinet forward of bedroom TV.

Stack-on Drawer Safe to be located in cabinet aft of bedroom TV.

Mirror on aft side of bedroom door in addition to forward side.

Bedroom TV to have black cloth skirt to cover open area below TV when lift is extended.

Delete overhead instrument panel at driver's position.

Delete shade cover on bottom side of front overhead and raise windshield shade to flush with bottom of overhead, new brackets required.

Bed to be 60" x 78" (6" narrower than standard.)

Southco Polar Satin Chrome door and drawer latches. Absolutely NO brown latches to be used on cabinetry.

Art recess in bedroom only, size to be specified by customer. No arched top. Recess to be cabinet laminate color.

Art recess in salon forward of refrigerator. Customer to specify size and shape.

Delete all ABS holes in cabinets and walls.

No black edges on doors and drawers.

Custom alcove at forward and aft bedside to be 3" deep max.

Delete "Murphy Bed" style columns at bedside. 5" radius on closets. Closets in rear of #2 slide and forward #3 slide to have doors "wrap" around radius to increase access to inside. Closet in forward #2 slide cannot have wrap around door because of double doors and clearance to bed.

LED vanity lights to run down either side of the mirror add switch to Half Bath Spyder panel

"Blade Ottoman" to be 1" shorter than standard.

Galley

Above Customer furnished pulls for refrigerator, dishwasher, and winecooler.

Trash compactor, cabinet front face.

Additional appliances, countertops, wall and cabinet treatments, faucet fixtures.

#1470  
CONTRACT CONTINUATION

12/23/2011

Custom galley design.

Dinette

Credit for deletion of standard dinette.

Custom banquet style dinette with adjustable table leg, In/out for clearance when slides are in. 24" depth seats including seat back.

Wall treatments, table top materials, seat fabric/leather.

Half bath

120v outlet in upper vanity cabinet, lower shelf.

LED vanity lights to run down either side of the mirror. Add switch to Spyder Panel.

Countertops, wall and cabinet treatments, faucet fixtures, sink.

Customer furnished towel bars and rings

Kohler Greek Bath Tub K-1490-X in lieu of standard shower.

Customer furnished towel bars and rings

Custom rear bathroom floorplan.

Dryer to be installed under counter forward of lavvy sink.

Washer to be installed under counter aft of bath tub.

Fixtures, wall treatments, flooring, sink.

Shower caddy to be determined by available space.

Custom flooring treatments

Custom ceiling treatments

General custom upholstery

: Deletion of standard dinette.

Credit for deletion of Kiri Recliner

Custom sofas

Wall treatments, table top materials, seat fabric/leather.

Custom size Ottoman with solid surface top for salon (Item 441)

General Shades & Window treatments

Driver cab and co-pilot cab shades to match windshield privacy shade color, not black.

Continuation Page 5

#1470  
**CONTRACT CONTINUATION**

12/23/2011

Shade in half bath to be powered. Add switch to Half Bath Spyder Panel.

Selection of fabrics and materials.

General construction features and details duplicated from prior coaches may be referenced in general and priced as a "package" without full details consistent with the details included in the prior coach for the same price. However, unless an option or specification is specifically included in this contract, this coach will not be built with optional equipment or packages of equipment of any other coach. "You know I always want this item" does not mean it is included unless it is standard equipment or has been requested and appears in the agreement.

**Signed** \_\_\_\_\_